
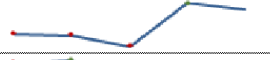
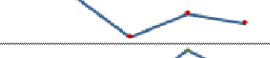
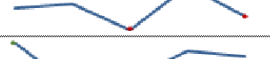

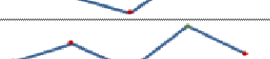
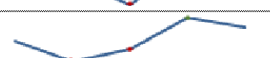


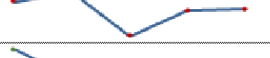
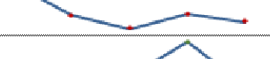
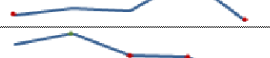







## Evolución de la Actividad Industrial por Entidad Federativa, 2018

(variación % anual con base al índice de volumen físico de la producción)

Entidad Federativa	Enero	Febrero	Marzo	Abril	Mayo	Tendencia
<b>Total Nacional</b>	↑ 0.85	↑ 0.62	↓ -3.73	↑ 3.74	↑ 0.21	
Aguascalientes	↑ 8.80	↓ -0.86	↓ -2.78	↑ 6.00	↓ -1.99	
Baja California	↑ 3.85	↑ 10.58	↑ 4.74	↑ 10.47	↑ 3.22	
Baja California Sur	↑ 94.79	↑ 71.44	↑ 69.68	↑ 70.08	↑ 84.98	
Campeche	↓ -11.27	↓ -5.03	↓ -5.33	↓ -4.12	↓ -4.32	
Coahuila de Zaragoza	↓ -4.07	↓ -1.36	↓ -2.47	↓ -2.76	↓ -1.93	
Colima	↑ 0.32	↓ -6.65	↓ -9.10	↑ 6.61	↓ -9.42	
Chiapas	↓ -8.57	↓ -10.96	↓ -16.44	↓ -19.11	↓ -1.98	
Chihuahua	↓ -2.84	↓ -6.89	↓ -8.94	↓ -2.58	↓ -4.04	
Ciudad de México	↓ -0.45	↑ 0.49	↓ -5.37	↑ 6.64	↑ 4.00	
Durango	↓ -7.23	↓ -10.55	↓ -15.44	↓ -2.02	↓ -5.52	
Guanajuato	↓ -6.07	↓ -5.55	↓ -9.01	↑ 0.25	↓ -4.47	
Guerrero	↑ 10.04	↑ 19.69	↑ 10.30	↑ 2.95	↑ 10.91	
Hidalgo	↑ 2.73	↑ 4.71	↑ 1.46	↓ -3.06	↓ -6.12	
Jalisco	↑ 5.81	↑ 1.71	↑ 1.26	↑ 6.70	↑ 1.65	
México	↑ 8.44	↑ 9.41	↑ 2.21	↑ 13.53	↑ 8.01	

Entidad Federativa		Enero		Febrero		Marzo		Abril		Mayo	Tendencia
Michoacán de Ocampo	↓	-1.75	↑	1.74	↑	4.55	↑	12.67	↑	7.13	
Morelos	↓	-8.76	↓	-9.40	↓	-13.98	↑	3.67	↑	0.81	
Nayarit	↓	-1.07	↑	0.26	↓	-18.14	↓	-7.91	↓	-12.29	
Nuevo León	↑	1.43	↑	2.63	↓	-3.82	↑	6.99	↓	-0.46	
Oaxaca	↑	17.74	↓	-5.82	↓	-1.22	↑	13.38	↑	10.14	
Puebla	↓	-0.56	↓	-0.92	↓	-4.53	↑	4.14	↑	4.93	
Querétaro	↓	-8.05	↓	-3.63	↓	-10.01	↑	0.51	↓	-6.08	
Quintana Roo	↑	0.26	↓	-9.71	↓	-3.87	↑	11.81	↑	6.95	
San Luis Potosí	↑	20.82	↑	15.81	↑	9.84	↑	21.34	↑	12.00	
Sinaloa	↓	-0.05	↑	3.80	↑	5.98	↑	20.13	↑	7.56	
Sonora	↓	-0.11	↑	2.82	↓	-11.52	↓	-3.07	↓	-2.77	
Tabasco	↑	7.09	↓	-7.55	↓	-14.07	↓	-7.11	↓	-10.68	
Tamaulipas	↓	-0.11	↑	1.65	↑	1.10	↑	9.98	↓	-1.56	
Tlaxcala	↑	0.92	↑	5.76	↓	-4.08	↓	-4.72	↓	-13.67	
Veracruz de Ignacio de la Llave	↓	-3.67	↓	-1.15	↓	-6.28	↑	4.89	↑	0.74	
Yucatán	↑	9.09	↑	9.64	↑	1.05	↑	7.42	↑	4.41	
Zacatecas	↑	8.19	↑	7.34	↑	3.32	↑	0.10	↓	-4.18	

Fuente: Elaborado por el CEFP con datos del INEGI.